



# Washoe County School District




Parent Climate Survey  
Spring 2022



Report created by  
Panorama Education



## Summary

Topic Description	Results	Benchmark
<b>Communication with School</b>	<p><b>86%</b></p> <p>▼ 3 since last survey</p>	
<p><b>Family Efficacy</b></p> <p>How confident families are with regard to key parenting skills.</p>	<p><b>70%</b></p> <p>▼ 5 since last survey</p>	 <p>20th - 39th percentile compared to others nationally</p>
<p><b>Learning Behaviors</b></p> <p>Families' perceptions of their child's learning-related behaviors.</p>	<p><b>57%</b></p> <p>▼ 4 since last survey</p>	 <p>20th - 39th percentile compared to others nationally</p>
<b>Physical Safety</b>	<p><b>87%</b></p> <p>▼ 3 since last survey</p>	
<b>Quality Education</b>	<p><b>85%</b></p> <p>▼ 2 since last survey</p>	
<b>Relationships / Respect</b>	<p><b>86%</b></p> <p>▼ 2 since last survey</p>	
<p><b>School Fit</b></p> <p>Families' perceptions of how well a school matches their child's developmental needs.</p>	<p><b>62%</b></p> <p>▼ 3 since last survey</p>	 <p>20th - 39th percentile compared to others nationally</p>
<b>Supportive Place</b>	<p><b>81%</b></p>	

6,134 responses

## Communication with School

Your average

**86%**

6,134 responses

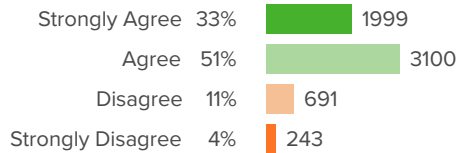
Change

▼ **3**

since last survey

### How did people respond?

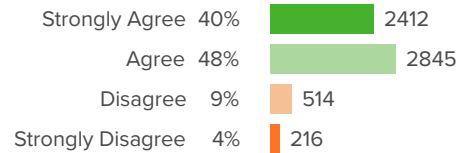
#### Q.1: I am kept informed about my child's ongoing learning and progress.



▼ **1** from last survey

Favorable: **85%**

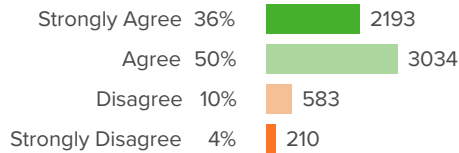
#### Q.2: My child's teacher(s) are available to discuss my child's learning needs with me.



▼ **2** from last survey

Favorable: **88%**

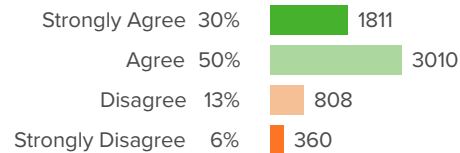
#### Q.3: I am kept informed about my child's behavior.



▼ **3** from last survey

Favorable: **87%**

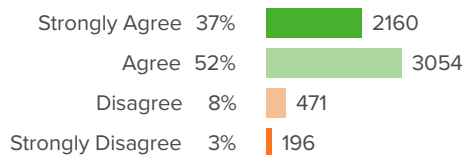
#### Q.4: I am satisfied with the opportunities for me to be involved in my child's school.



▼ **7** from last survey

Favorable: **80%**

#### Q.5: Teachers at my child's school update grades and assignments on the Infinite Campus Parent Portal at least twice a month.



▼ **1** from last survey

Favorable: **89%**




# Demographics

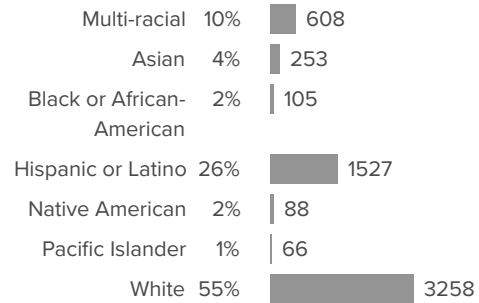
## How did people respond?

---

### Q.1: What grade is your child currently in at this school? (Please select only ONE)

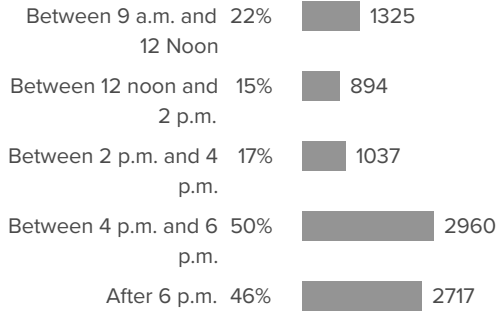


### Q.2: What is your race or ethnicity? (Please select only ONE.)

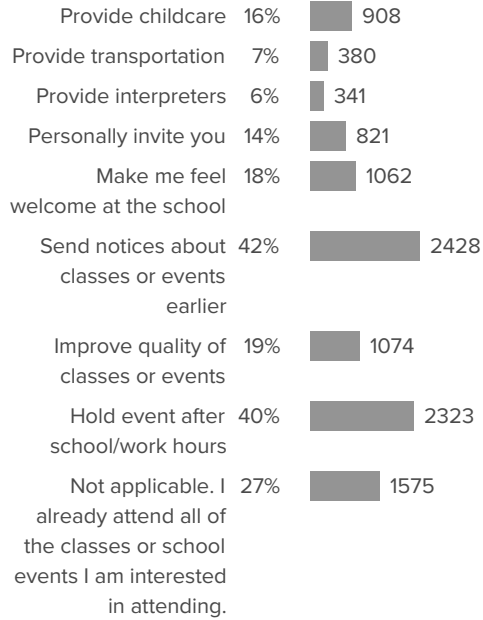




**Q.3: What is the best time of day for you to attend school workshops or events? (Please SELECT ALL THAT APPLY)**



**Q.4: What can your child's school do to help make it easier to attend classes or events that might interest you? (Please SELECT ALL THAT APPLY)**



# Family Efficacy

Your average

**70%**

6,134 responses

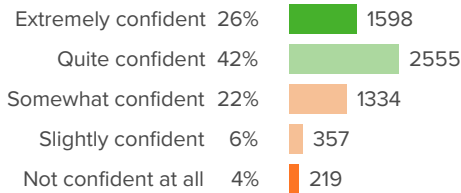
Change

**▼ 5**

since last survey

## How did people respond?

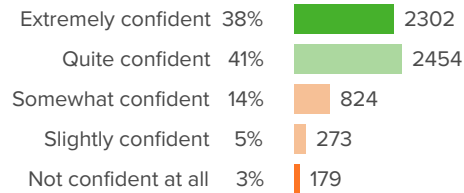
### Q.1: How confident are you that you can help your child develop good friendships?



▼ 4 from last survey

Favorable: **68%**

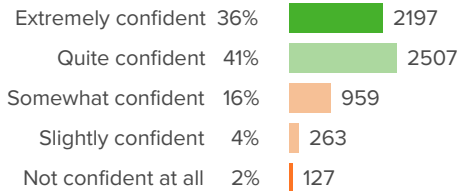
### Q.2: How confident are you in your ability to make choices about your child's schooling?



▼ 3 from last survey

Favorable: **79%**

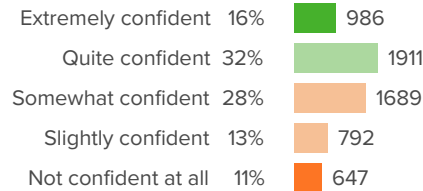
### Q.3: How confident are you that you can motivate your child to try hard in school?



▼ 3 from last survey

Favorable: **78%**

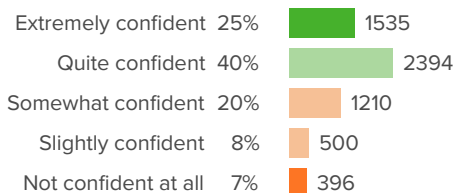
### Q.4: How confident are you in your ability to connect with other parents?



▼ 8 from last survey

Favorable: **48%**

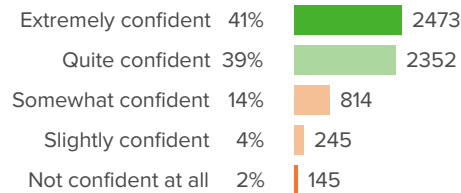
### Q.5: How confident are you in your ability to make sure your child's school meets your child's learning needs?



▼ 2 from last survey

Favorable: **65%**

### Q.6: How confident are you in your ability to support your child's learning at home?

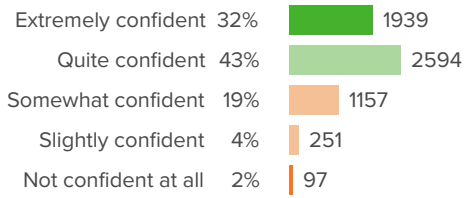


▼ 6 from last survey

Favorable: **80%**



**Q.7: How confident are you in your ability to help your child deal with his/her emotions appropriately?**



▼ 5 from last survey

Favorable: **75%**

# Learning Behaviors

Your average

**57%**

6,134 responses

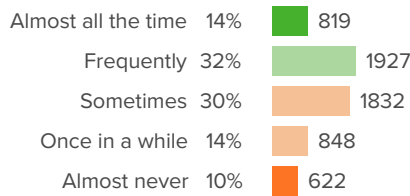
Change

▼ **4**

since last survey

## How did people respond?

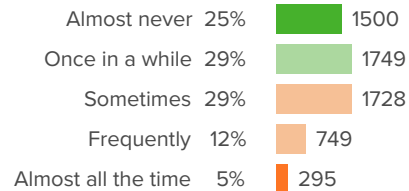
### Q.1: How often does your child read for fun?



▼ **5** from last survey

Favorable: **45%**

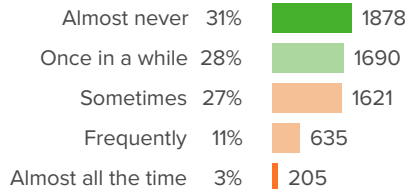
### Q.2: How often does your child struggle to get organized for school?



▼ **2** from last survey

Favorable: **54%**

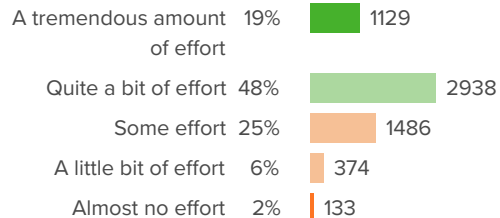
### Q.3: How often does your child give up on learning activities that s/he finds hard?



▼ **6** from last survey

Favorable: **59%**

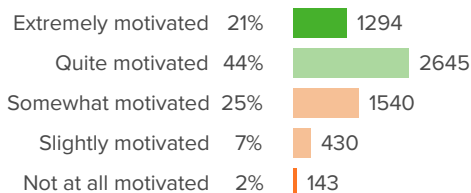
### Q.4: How much effort does your child put into school-related tasks?



▼ **3** from last survey

Favorable: **67%**

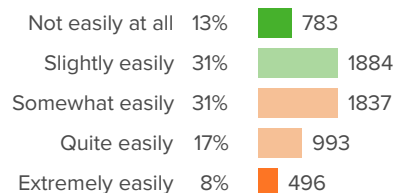
### Q.5: How motivated is your child to learn the topics covered in class?



▼ **2** from last survey

Favorable: **65%**

### Q.6: When working on school activities at home, how easily is your child distracted?



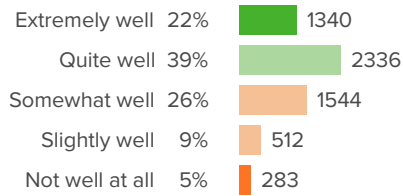
▼ **2** from last survey

Favorable: **45%**





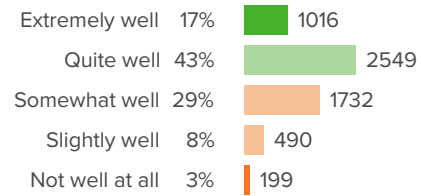
**Q.7: On average, how well does your child work independently on learning activities at home?**



▼ **8** from last survey

Favorable: **61%**

**Q.8: In general, how well does your child learn from feedback about his/her work?**



▼ **3** from last survey

Favorable: **60%**



# Physical Safety

Your average

**87%**

6,134 responses

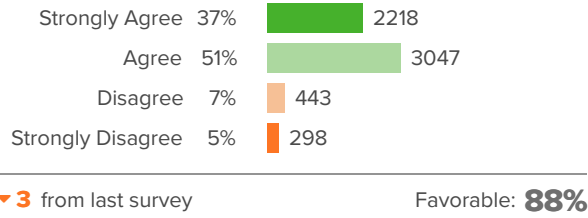
Change

▼ **3**

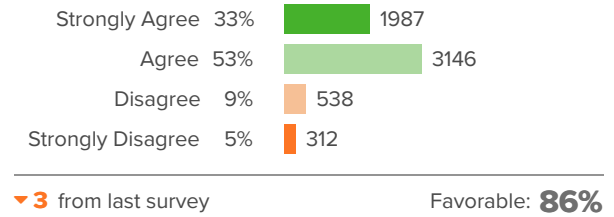
since last survey

## How did people respond?

### Q.1: My child feels safe inside the school building.



### Q.2: My child feels safe outside, on the school grounds.



# Quality Education

Your average

**85%**

6,134 responses

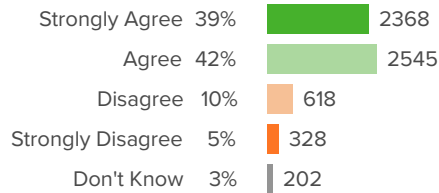
Change

**▼ 2**

since last survey

## How did people respond?

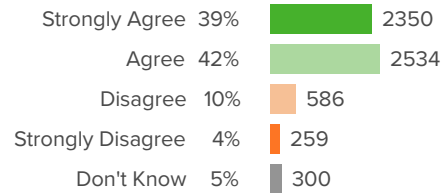
**Q.1: My child is receiving the kind of instruction that is appropriate for his or her abilities.**



▼ 1 from last survey

Favorable: **84%**

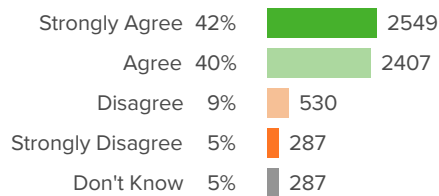
**Q.2: My child's teacher(s) set high expectations for my child's individual learning.**



▼ 2 from last survey

Favorable: **85%**

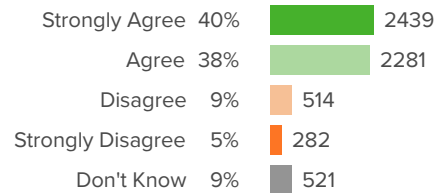
**Q.3: My child's teacher(s) provide my child with all of the accommodations needed to do well in his or her classes.**



▼ 1 from last survey

Favorable: **86%**

**Q.4: If my child needs extra help, the teacher(s) are available.**



▼ 1 from last survey

Favorable: **86%**

## Relationships / Respect

Your average

**86%**

6,134 responses

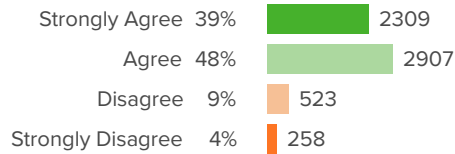
Change

▼ **2**

since last survey

### How did people respond?

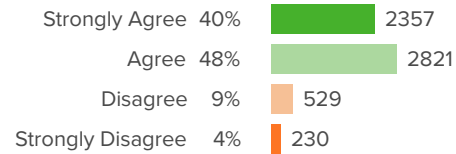
#### Q.1: Staff at my child's school really care about my child.



▼ 2 from last survey

Favorable: **87%**

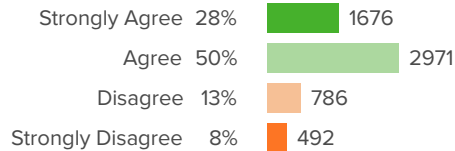
#### Q.2: My child has at least one staff member at the school in whom they can confide.



▼ 2 from last survey

Favorable: **87%**

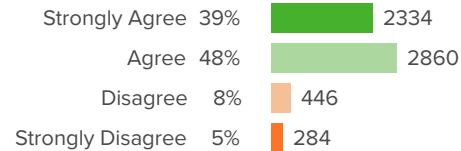
#### Q.3: The rules and expectations for behavior are the same for every student at my child's school.



▼ 2 from last survey

Favorable: **78%**

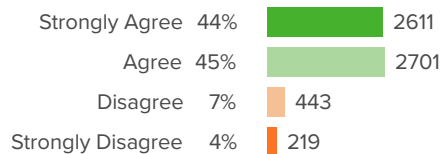
#### Q.4: My child is treated fairly by all teachers and staff, no matter his or her race, cultural, or family background.



▼ 2 from last survey

Favorable: **88%**

#### Q.5: I have at least one staff member I can contact when I want to discuss my child's education.



▼ 1 from last survey

Favorable: **89%**

## School Fit

Your average

**62%**

6,134 responses

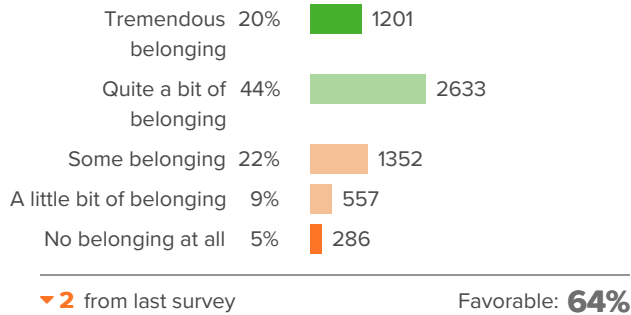
Change

▼ **3**

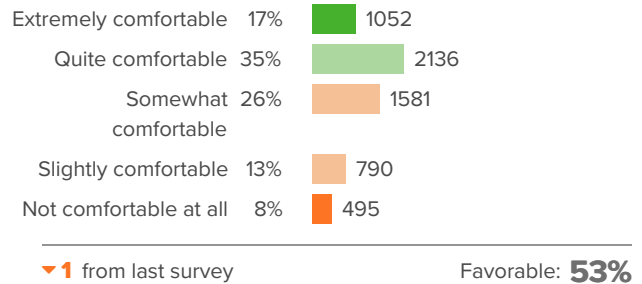
since last survey

### How did people respond?

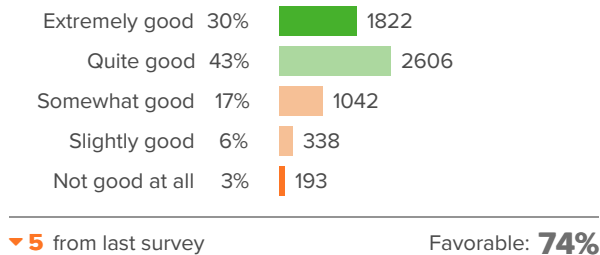
#### Q.1: How much of a sense of belonging does your child feel at his/her school?



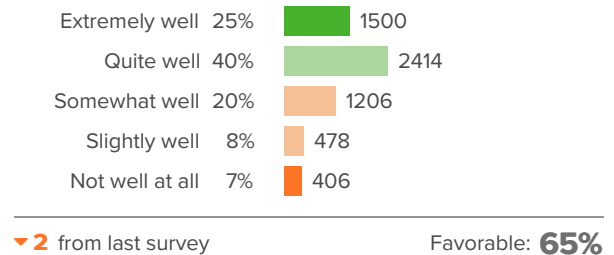
#### Q.2: How comfortable is your child in asking for help from school adults?



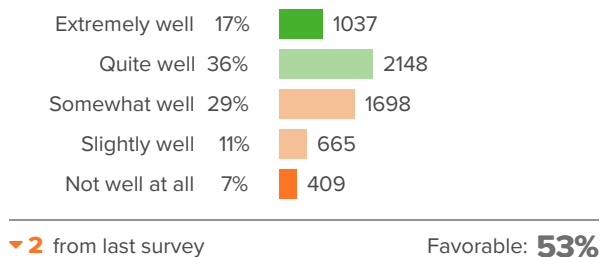
#### Q.3: Given your child's cultural background, how good a fit is his/her school?



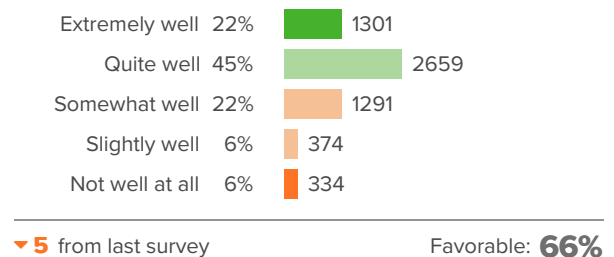
#### Q.4: How well do you feel your child's school is preparing him/her for his/her next academic year?



#### Q.5: How well do the activities offered at your child's school match his/her interests?

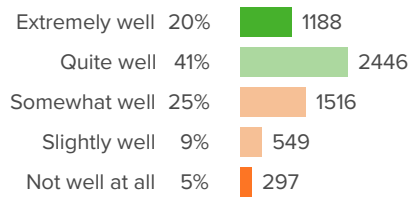


#### Q.6: At your child's school, how well does the overall approach to discipline work for your child?





**Q.7: How well do the teaching styles of your child's teachers match your child's learning style?**



▼ 1 from last survey

Favorable: **61%**

# Supportive Place

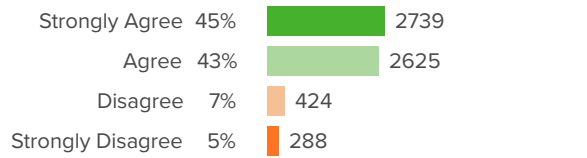
Your average

# 81%

6,134 responses

## How did people respond?

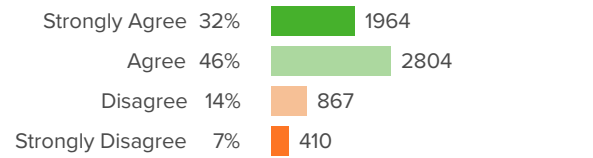
### Q.1: School employees make me feel welcome at my child's school.



▼ 2 from last survey

Favorable: **88%**

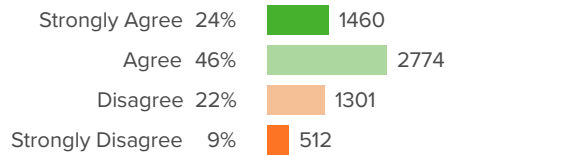
### Q.2: School staff and I work together to create goals for my child.



▲ 1 from last survey

Favorable: **79%**

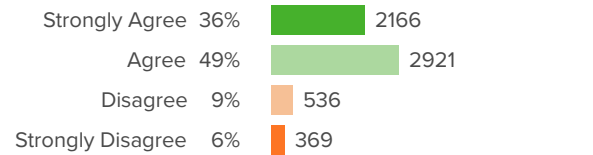
### Q.3: My child's school seeks parent input about how to make the school better.



▼ 3 from last survey

Favorable: **70%**

### Q.4: The principal makes decisions that are in the best interest of all the children at this school.



▼ 3 from last survey

Favorable: **85%**